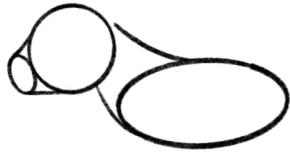



# Step-by-step of a donkey




1. Draw 3 ovals




2. Connect the ovals with lines




3. Draw the legs and tail



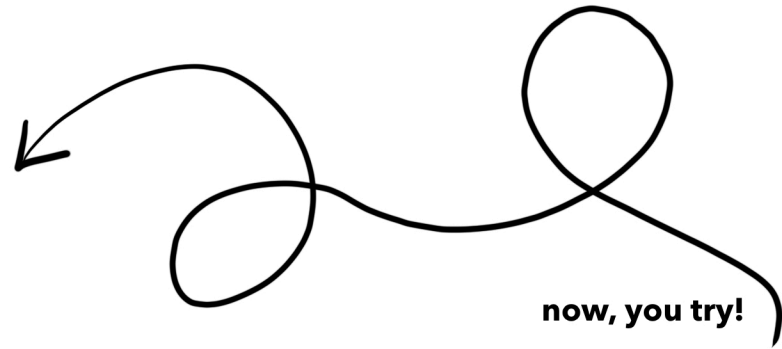
4. Add the ears




5. Erase the unnecessary lines



6. Add details



now, you try!



color it!